

VCHOD
ENTRANCE

A

POSCHODIE
FLOOR

01

IZBY
ROOMS

2

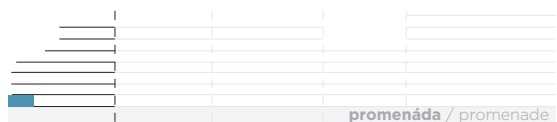
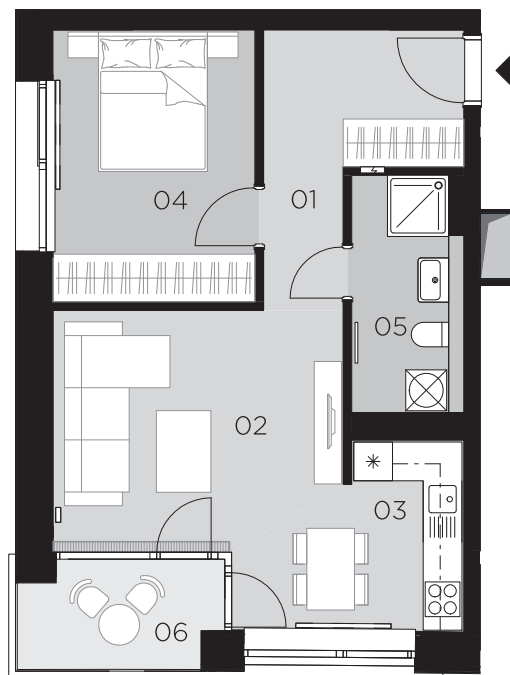
INTERIÉR
INTERIOR

47,8

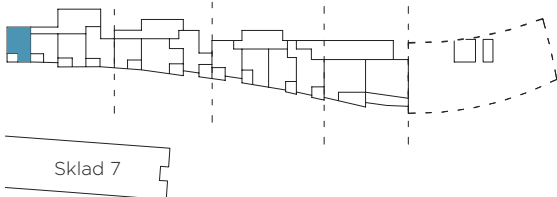
EXTERIÉR
EXTERIOR

4,5

BYT A1.01
FLAT



A B C D E



0 1 2 3 4 m



 **RIVERSIDE**

01	PREDSEŇ / HALL	8,4 m ²
02	OBÝVACIA IZBA / LIVING ROOM	14,3 m ²
03	KUCHYŇA / KITCHEN	7,6 m ²
04	IZBA / ROOM	11,9 m ²
05	KÚPEĽŇA S WC / BATHROOM + WC	5,6 m ²
06	LOGGIA / LOGGIA	4,5 m ²